



SUPPORT



TRUST



UNITY



EXCELLENCE

Fentanyl Test Strips (FTS) Overview & Education



Maritza Martin

Harm Reduction Principles

Image 2



PREVENT PEOPLE FROM DYING



KEEP PEOPLE SAFER WHEN USING



CREATE A RANGE OF TREATMENT OPTIONS



SUPPORT PEOPLE ON THEIR HEALING JOURNEY



Image 3


History of FTS



a. BTNX Rapid Response, Lot DOAA2309301



b. DanceSafe, Lot K2241268



c. The Bunk Police, Lot K20212171



d. The Bunk Police, Lot K3081344



e. Dosetest, Lot D2301076



f. WiseBatch, Lot D2211089

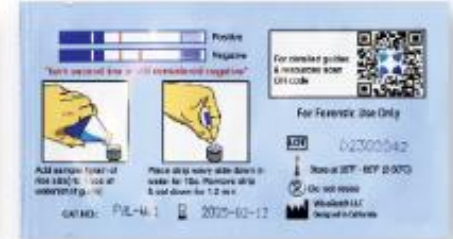


Image 5

Urinalysis test strips were adapted to check drug products for fentanyl

Source: [Harm Reduction Journal](#), [T&F Online](#)

If you are a person with a disability and require this document in an alternate format (example: Braille, Large Print, Audiotape, CD-ROM), you may request an alternate format by calling: (415) 473-4167 (Voice), (415) 473-3232 (TTY), or by e-mail at: Maritza.martin@marincounty.gov

Advantages vs. Disadvantages

- **Fast and easily accessible**
 - **Small and discreet**
 - **People can test their own drugs**
 - **Easy to interpret**
 - **Low limit of detection (20 ng/mL), they are very sensitive**
 - **Gives people more information around what is in their drugs**
- **Drug is lost to the water, meaning some people may not want to test**
 - **Can give false positive results**
 - **Binary answer, “positive” or “negative”**
 - **Can’t quantify how much fentanyl is present**
 - **Can have difficulty picking up certain fentanyl analogs**

How do the test strips work?

- Competitive binding assay

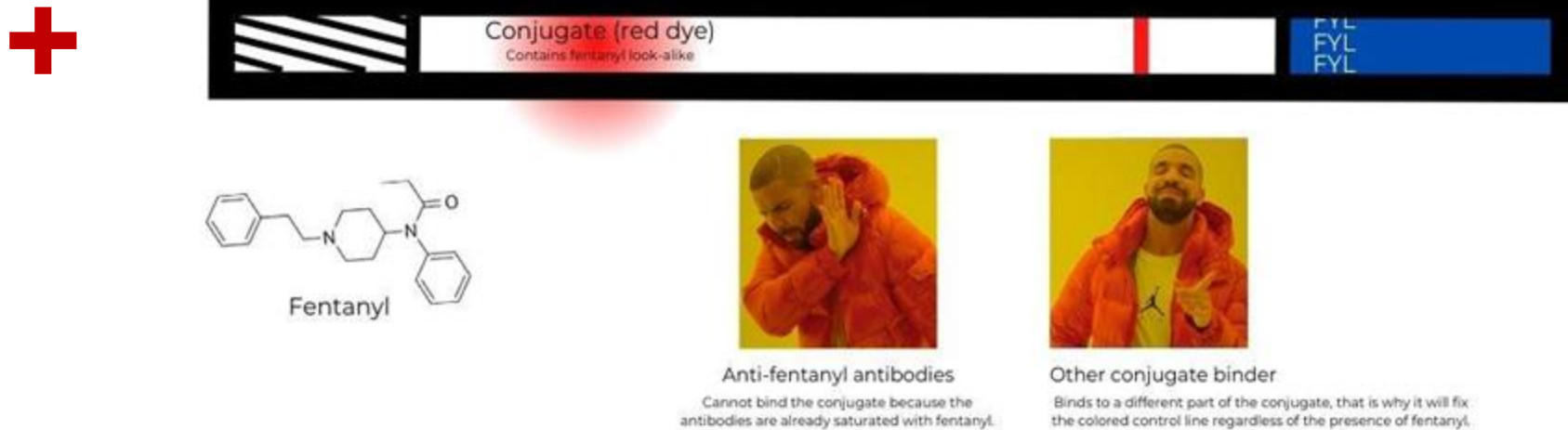
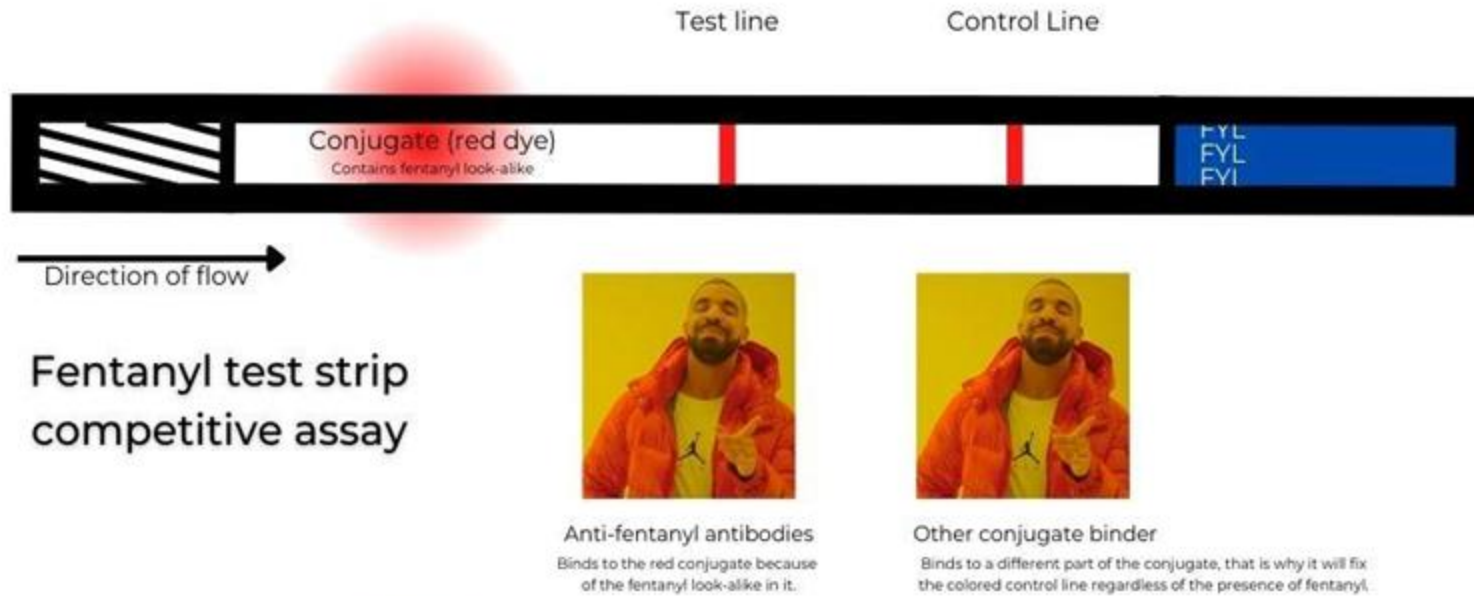



Image: ACDC

Test strip interpretation

- Faint second line
- Lack of control line
- 1 vs. 2 lines
- The darkness of the line doesn't indicate how much fentanyl is present



**ONE RED LINE MEANS
POSITIVE FOR FENTANYL**

**TWO RED LINES MEANS
NEGATIVE FOR FENTANYL**

False positives with specific substances

- MDMA, methamphetamine, and diphenhydramine (Benadryl)
- The structure of the molecule may trip the strip, structural similarities to fentanyl
- False positive zone, ideal ratio (1:1)

mg/mL of Drug	DI Water Blank (pH 6)	Tap Water Blank (pH 8)	Cocaine	Meth	MDMA	Diphenhydramine Capsule	Diphenhydramine Tablet
20							
10							
6.7							
4							
2.5							
2							
1							
0.67							
0.50							
0.40							
0.33							
0.29							
0.25							
0.22							
0.20							

Source: [PubMed](#)

Image 8

Limitations: detecting analogs and other drugs

- Can't detect some fentanyl analogs, ex: carfentanyl
- Can't detect other synthetic opioids, ex: isotonitazene or "iso"
- Can't detect xylazine or benzodiazepines because they aren't opioids

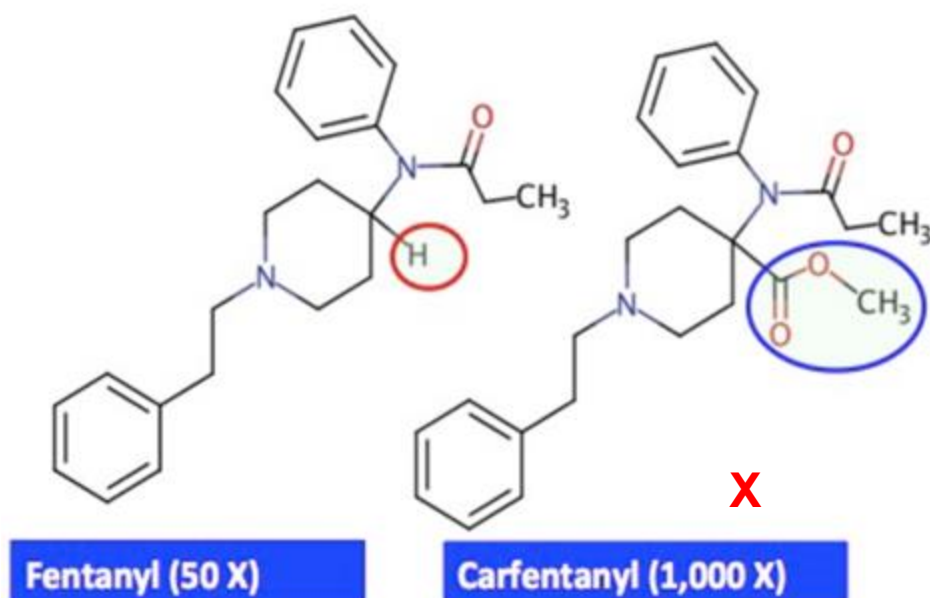
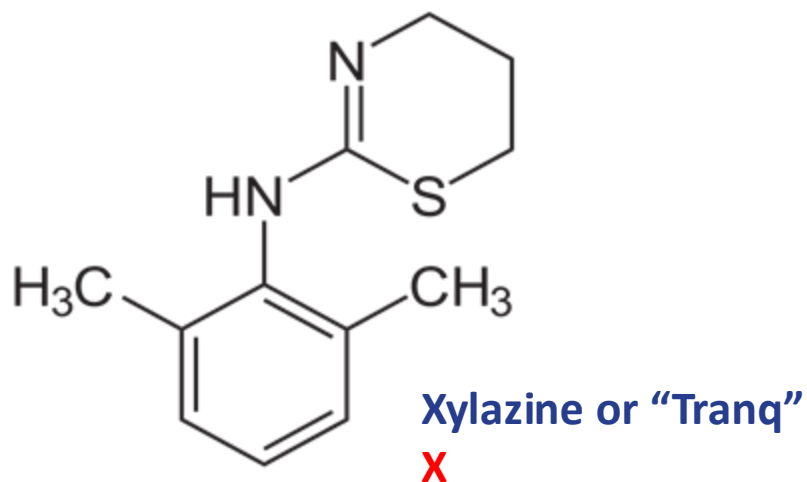
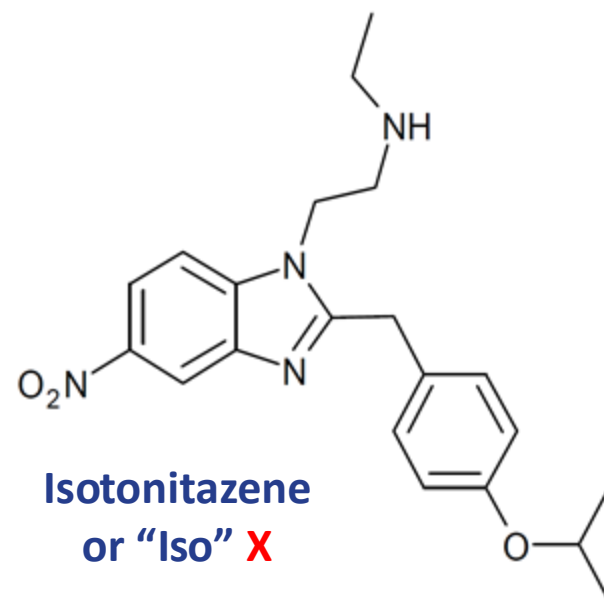


Image 9

Sources: [SAMHSA](#), [DEA](#)

Yes there are limitations, so why do we use them?

- Low limit of detection
- Easily **accessible** and low barrier
- Starts a conversation around **bodily autonomy and informed consent**
- Gives someone a pause before they use, can cause a **behavior change** based on results

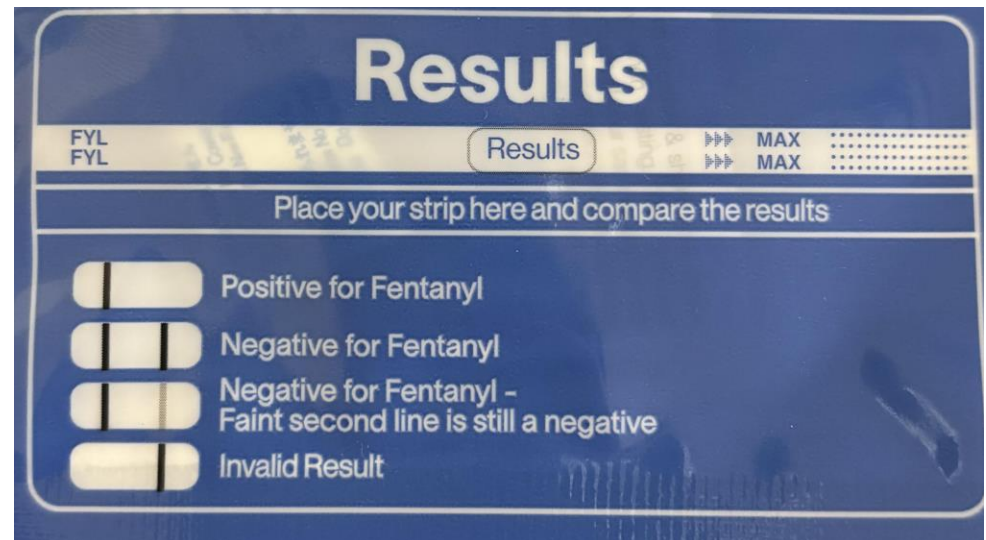


Art by Kyle Ranson

How do we use them successfully?



1. Crush and mix up your baggie or pill
2. Hold the strip by the “FYL” end
3. If you are testing meth/MDMA, pay attention to the amount you are testing (1:1)
4. Don't dip the strip past the max line
5. Wait ~2 minutes to interpret results
6. Refer to the key on the packaging



Additional questions?


Locations that distribute FTS in San Rafael:

 **Marin Health and Human Services Social Services Courtyard**

Vending Machine

120 North Redwood, San Rafael

24/7 outdoor access

 **Marin County Jail Lobby**

Vending Machine

13 Peter Behr Drive, San Rafael

8 am – 11 pm

 **Ritter Center**


Vending Machine

16 Ritter Street, San Rafael

8:30 am – 4:30 pm

Available outside, 24/7



 **Marin Health and Wellness Campus**

Vending Machine

3240 Kerner Blvd, San Rafael

8:30 am – 5 pm

Fentanyl Test Strips — OD Free Marin

If you are a person with a disability and require this document in an alternate format (example: Braille, Large Print, Audiotape, CD-ROM), you may request an alternate format by calling: (415) 473-3037 or by e-mail at: Maritza.martin@marincounty.gov